

Introductory sub-table (I)(a)

Name of the Company: Consecutive Investments and Trading Co. Limited

Scrip Code, Name of the scrip, class of security: 13160

Quarter ended: 30 th June, 2014

Partly paid-up shares:-	No. of partly paid-up shares	As a % of total no. of partly paid-up shares	As a % of total no. of shares of the company
Held by promoter/promoter group	NIL	NIL	NIL
Held by public	NIL	NIL	NIL
Total	0	NIL	NIL

Outstanding convertible securities:- No. of outstanding securities	As a % of total no. of outstanding convertible securities	As a % of total no. of shares of the company, assuming full conversion of the convertible securities
Held by promoter/promoter group	NIL	NIL
Held by public	NIL	NIL
Total	0	NIL

Warrants:-	No. of warrants	As a % of total no. of warrants	As a % of total no. of shares of the company, assuming full conversion of warrants
Held by promoter/promoter group		NIL	NIL
Held by public		NIL	NIL
Total	0	NIL	NIL


Total paid-up capital of the company, assuming full conversion of warrants and convertible securities

857500




Statement Showing Shareholding Pattern

Category code	Category of Shareholder	Number of Shareholders	Table (I)(a)		Total shareholding as a percentage of total number of shares		Shares Pledged or otherwise encumbered	
			Total number of shares	Number of shares held in dematerialized form	As a percentage of (A+B) ¹	As a percentage of (A+B+C)	Number of shares	As a percentage
(I)	(II)	(III)	(IV)	(V)	(VI)	(VII)	(VIII)	(IX)
(A)	Shareholding of Promoter and							
1	Indian							
(a)	Individuals/ Hindu Undivided Family	5	641675	-	74.83	74.83	-	-
(b)	Central Government/ State Government(s)			-	0.00	0.00	-	-
(c)	Bodies Corporate			-	0.00	0.00	-	-
(d)	Financial Institutions/ Banks			-	0.00	0.00	-	-
(e)	Any Others(Specify)			-	0.00	0.00	-	-
(e-i)					0.00	0.00	-	-
(e-ii)					0.00	0.00	-	-
	Sub Total(A)(1)	5	641675	0	74.83	74.83	0	0.00
2	Foreign							
a	Individuals (Non-Residents Individuals/ Foreign Individuals)	-	-	-	0.00	0.00	-	-
b	Bodies Corporate	-	-	-	0.00	0.00	-	-
c	Institutions	-	-	-	0.00	0.00	-	-
d	Qualified Foreign Investor	-	-	-	0.00	0.00	-	-
e	Any Others(Specify)	-	-	-	0.00	0.00	-	-
e-i					0.00	0.00	-	-
e-ii								
	Sub Total(A)(2)	0	0	0	0.00	0.00	0	0.00
	Total Shareholding of Promoter	5	641675	0	74.83	74.83	0	0.00
(B)	Public shareholding							
1	Institutions							
(a)	Mutual Funds/ UTI			-	0.00	0.00	-	-
(b)	Financial Institutions/ Banks			-	0.00	0.00	-	-
(c)	Central Government/ State Government(s)			-	0.00	0.00	-	-
(d)	Venture Capital Funds			-	0.00	0.00	-	-
(e)	Insurance Companies			-	0.00	0.00	-	-
(f)	Foreign Institutional Investors			-	0.00	0.00	-	-
(g)	Foreign Venture Capital Investors			-	0.00	0.00	-	-
(h)	Qualified Foreign Investor			-	0.00	0.00	-	-
(i)	Any Other (specify)			-	0.00	0.00	-	-
(i-i)				-	0.00	0.00	-	-
(i-ii)								
	Sub-Total (B)(1)	0	0	0	0.00	0.00	-	-
B 2	Non-institutions							
(a)	Bodies Corporate	3	172600		20.13	20.13	-	-
(b)	Individuals	159	43225		5.04	5.04	-	-
	I							
	Individuals -i. Individual shareholders holding nominal share capital up to Rs 1 lakh				0.00	0.00	-	-
	II							
	ii. Individual shareholders holding nominal share capital in excess of Rs. 1 lakh.				0.00	0.00	-	-
(c)	Qualified Foreign Investor				0.00	0.00	-	-
(d)	Any Other (specify)				0.00	0.00	-	-
(d-i)					0.00	0.00	-	-
(d-ii)								
	Sub-Total (B)(2)	162	215825	0	25.17	25.17	-	-
(B)	Total Public Shareholding (B)= (B)(1)+(B)(2)	162	215825	0	25.17	25.17	-	-
	TOTAL (A)+(B)	167	857500	0	100.00	100.00	-	-
(C)	Shares held by Custodians and against which Depository Receipts have been issued							
1	Promoter and Promoter Group					0.00		-
2	Public					0.00		-
	Sub-Total (C)	0	0	0		0	0	
	GRAND TOTAL (A)+(B)+(C)	167	857500	0	100	100.00	0	0.00




Sr.No	Notes
1	
2	
3	
4	
5	
6	
7	
8	
9	



(I)(b) Statement showing holding of securities (including shares, warrants, convertible securities) of persons belonging to the category “Promoter and Promoter Group”

Sr.	Name of the shareholder	Details of Shares held		Encumbered shares (*)			Details of warrants		Details of convertible securities		Total shares (including underlying shares assuming full conversion of warrants and convertible securities) as a % of diluted share capital
		Number of shares held	As a % of grand total (A) +(B) +(C)	No.	As a percentage	As a % of grand total (A)+(B)+(C) of sub-clause (I)(a)	Number of warrants held	As a % total number of warrants of the same class	Number of convertible securities held	As a % total number of convertible securities of the same class	
(I)	(II)	(III)	(IV)	(V)	(VI)=(V)/(III)*100	(VII)	(VIII)	(IX)	(X)	(XI)	(XII)
1	Kiran Devi Jain	189500	22.10		0	0.00		0		0	
2	Santosh Kumar Jain	116500	13.59		0	0.00		0		0	
3	Vijay Kumar Jain	184675	21.54		0	0.00		0		0	
4	Nirmal Kumar Jain	100	0.01		0	0.00		0		0	
5	Santosh Kumar Jain(HUF)	150900	17.60		0	0.00		0		0	
TOTAL		641675	74.83	0	0.00	0.00	0	0	0	0	0

(*) The term “encumbrance” has the same meaning as assigned to it in regulation 28(3) of the SAST Regulations, 2011




(I)(c)(i) Statement showing holding of securities (including shares, warrants, convertible securities) of persons belonging to the category "Public" and holding more than 1% of the total number of shares

Sr. No.	Name of the shareholder	Number of shares held	Shares as a percentage of total number of shares {i.e., Grand Total (A)+(B)+(C) indicated in Statement at para (I)(a) above}	Details of warrants		Details of convertible securities		Total shares (including underlying shares assuming full conversion of warrants and convertible securities) as a % of diluted share capital
				Number of warrants held	As a % total number of warrants of the same class	Number of convertible securities held	% w.r.t total number of convertible securities of the same class	
1	Raneshwar Chabra	10000	1.17	-	-	-	-	
TOTAL		10000	1.17	0	-	0	-	0



(I)(c)(ii) Statement showing holding of securities (including shares, warrants, convertible securities) of persons (together with PAC) belonging to the category "Public" and holding more than 5% of the total number of shares of the company

Sr. No.	Name(s) of the shareholder(s) and the Persons Acting in Concert (PAC) with them	Number of shares	Shares as a percentage of total number of shares {i.e., Grand Total (A)+(B)+(C) indicated in Statement at para (I)(a) above}	Details of warrants		Details of convertible securities		Total shares (including underlying shares assuming full conversion of warrants and convertible securities) as a % of diluted share capital
				Number of warrants	As a % total number of warrants of the same class	Number of convertible securities held	% w.r.t total number of convertible securities of the same class	
1			0.00		0.00		0.00	
2			0.00		0.00		0.00	
3			0.00		0.00		0.00	
4			0.00		0.00		0.00	
5			0.00		0.00		0.00	
6			0.00		0.00		0.00	
7			0.00		0.00		0.00	
8			0.00		0.00		0.00	
9			0.00		0.00		0.00	
10			0.00		0.00		0.00	
TOTAL		0	0.00	0	0	0	0	0



(I)(d) Statement showing details of locked-in shares

Sr. No.	Name of the shareholder	Number of locked-in shares	Locked-in shares as a percentage of total number of shares {i.e., Grand Total (A)+(B)+(C) indicated in Statement at para (I)(a) above}
1			0.00
2			0.00
3			0.00
4			0.00
5			0.00
6			0.00
7			0.00
8			0.00
9			0.00
TOTAL		0	



(II)(a) Statement showing details of Depository Receipts (DRs)

Sr. No.	Type of outstanding DR (ADRs, GDRs, SDRs, etc.)	Number of outstanding DRs	Number of shares underlying outstanding DRs	Shares underlying outstanding DRs as a percentage of total number of shares {i.e., Grand Total (A)+(B)+(C) indicated in Statement at para (I)(a) above}
1				0.00
2				0.00
3				0.00
4				0.00
5				0.00
6				0.00
7				0.00
8				0.00
9				0.00
TOTAL		0	0	0.00



(II)(b) Statement showing holding of Depository Receipts (DRs), where underlying shares held by "promoter/promoter group" are in excess of 1% of the total number of shares

Sr. No.	Name of the DR Holder	Type of outstanding DR (ADRs, GDRs, SDRs, etc.)	Number of shares underlying outstanding DRs	Shares underlying outstanding DRs as a percentage of total number of shares {i.e., Grand Total (A)+(B)+(C) indicated in Statement at para (I)(a) above}
1				0.00
2				0.00
3				0.00
4				0.00
5				0.00
6				0.00
7				0.00
8				0.00
9				0.00
TOTAL			0	0.00

